

Edge Restraint **TECHNICAL DATA SHEET**

PRODUCT DESCRIPTION:

EdgeCrete, Paver Restraint In A Bag, is a fiber reinforced, polymer modified concrete edge restraint designed for paver, stone and porcelain applications on an open graded, permeable base. It can also be used with a standard base or concrete overlay. Everything you need is in the bag just add water.

FEATURES	BENEFITS
Fiber Reinforced	<ul style="list-style-type: none"> • Resists Cracking
Polymer Modified	<ul style="list-style-type: none"> • Superior Strength • Freeze Thaw Resistant
Simple To Install	<ul style="list-style-type: none"> • No spikes required • Consistent results when mixed with 1/2 gallon of water per 50 lb bag

APPLICATIONS:

EdgeCrete is designed for residential & commercial paver, stone and porcelain installations on an open graded, permeable base. It can also be used with a standard base or concrete overlay. Do not use on asphalt.

APPROXIMATE COVERAGE PER 50 LB. BAG:

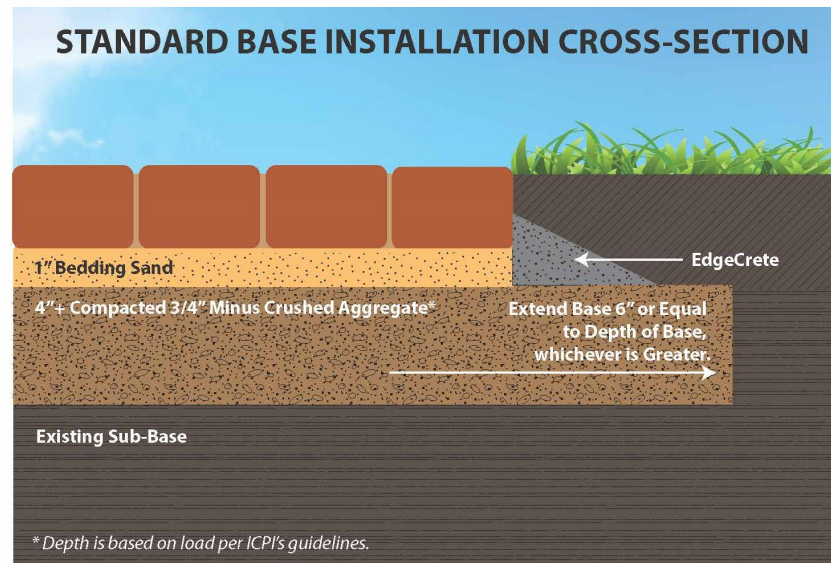
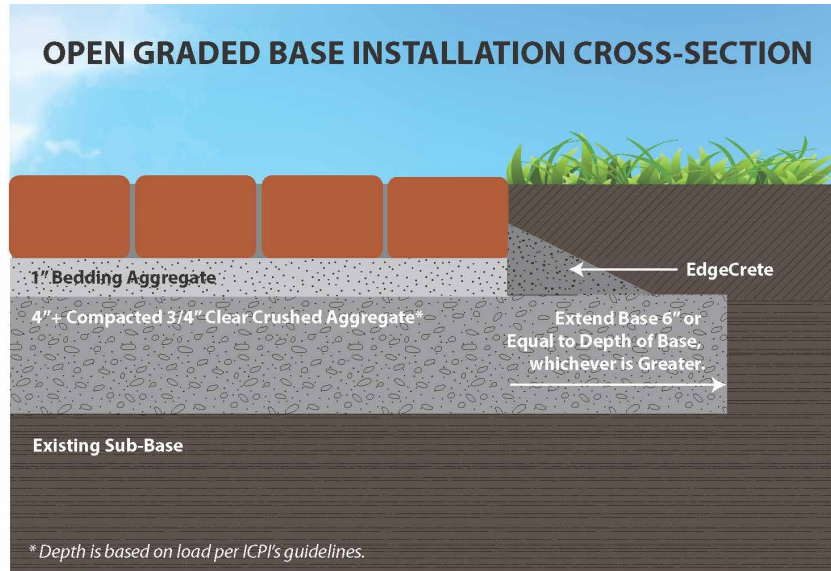
BASE TYPE	AREA (LF)
Standard Base	17'
Permeable, Open Graded Base	13'

Coverage may vary based on EdgeCrete profile used and other site conditions.

INSTALLATION REQUIREMENTS FOR OPTIMAL PERFORMANCE

- Follow ICPI recommendations for base installation. See ICPI’s **Tech Spec 2** and **Tech Spec 10** and diagrams on next page. Base material should extend a minimum of 6” past the paving unit or equal to the depth of your base if it is greater than 6”.
- All excess bedding material that extends outside the perimeter of the project should be removed down to the base layer before installing EdgeCrete.
- EdgeCrete is to be installed on base layer not on the bedding layer.
- Only add 1/2 gallon per water per 50 lb bag of EdgeCrete. Do not use less or add more water.
- Installed EdgeCrete should extend half way up the pavers or stone. For porcelain tile or thin set pavers, install EdgeCrete so that it finishes just below the top of the surface.

INSTALLATION CROSS-SECTION BEST PRACTICES:

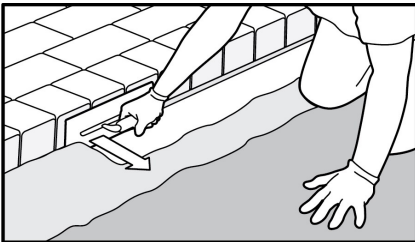


INSTALLATION CONDITIONS:

- Optimal air temperature for installing EdgeCrete is above 32° F .
- It can be installed in below freezing temperatures if protected with a frost blanket.
- Installation in light rain is acceptable. Do not install during heavy rainfall.


INSTALLATION INSTRUCTIONS:

STEP 1:



Step 1: Prior to compacting the pavers or natural stone, remove bedding layer (sand or chips) that extends outside the perimeter of the project. For optimal performance, remove all of the bedding material down to the base material.

STEP 2:



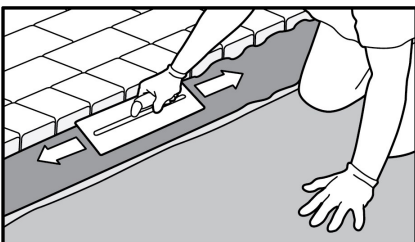
Step 2: In a mixing tub or wheel barrow, mix 1/2 gallon of water with each 50 lb bag of EdgeCrete until all dry contents are blended and the mixture is smooth and consistent. For efficiency, mix 2 bags with 1 gallon of water if project size allows.

STEP 3:



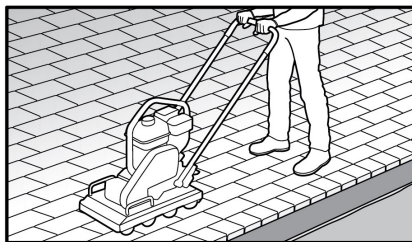
Step 3: Using a flat shovel, distribute the freshly mixed EdgeCrete along the edge of the paving units. Be sure to place enough material to form a triangular profile that will extend approximately half way up the paving unit. For porcelain tile or thin set pavers, install EdgeCrete so that it finishes just below the top of the surface.

STEP 4:




Step 4: Using a hand trowel, form EdgeCrete into a triangular profile. The top of the troweled EdgeCrete should extend away from the paving unit at approximately a 45° angle.

STEP 5:



Step 5: Compact the paving units before EdgeCrete sets up. Install appropriate joint material per manufacturer instructions. For optimal results, use SEK-Surebond's PolySweep, PS-1500 RJS, Joint Sand or Perm Chips.

STEP 6:



Step 6: Finish the project by back filling with topsoil, mulch or decorative stone.

[Click here](#) or Scan QR code to watch installation video.



CURING:

- EdgeCrete is rain safe in 5 hours and fully cures after 28 days.
- Walkways can be used after backfilling. Driveways can be used after 48 hours.
- Avoid walking or driving near the edge until EdgeCrete has fully cured.

CLEAN UP:

- During installation, clean EdgeCrete from the surface immediately with a wet rag or brush and water to avoid staining.
- Clean tools immediately after use with water and brush before EdgeCrete dries.

PACKAGING:

50 lb bag, 56 bags per pallet

STORAGE:

- Store in a dry place.
- Keep bag sealed and in good condition.

SHELF LIFE:

24 Months

DISPOSAL:

Dispose of in accordance with all applicable laws and regulations.

PRECAUTIONARY INFORMATION:

KEEP OUT OF REACH OF CHILDREN • Do not handle until all safety precautions have been read and understood • Wear impervious gloves, such as nitrile • Wear eye protection and protective clothing • Do not eat, drink or smoke when using this product • Wash thoroughly after handling • Use only in a well-ventilated area • Do not breathe dust

EMERGENCY & FIRST AID MEASURES:

IF SWALLOWED: Rinse mouth. Do NOT induce vomiting. **IF INHALED:** Remove person to fresh air and keep comfortable for breathing. **IF IN EYES:** Rinse cautiously with water for several minutes. Remove contact lenses, if present and easy to do. Continue rinsing. **IF ON SKIN (OR HAIR):** Remove immediately all contaminated clothing and wash before re-use. Rinse skin or hair with water. If significant skin irritation or rash occurs: Get medical advice or attention. Immediately seek medical advice or attention if symptoms are significant or persist.

ADDITIONAL PRECAUTIONARY INFORMATION:

The Portland cement in this product can cause serious, potentially irreversible damage to skin, eye, respiratory and digestive tracts due to caustic burns. Burns from Portland cement may not cause immediate pain or discomfort. You cannot rely on pain to alert you to cement burns. Therefore precautions must be taken to prevent all contact with Portland cement. Cement burns can become worse even after contact has ended. If there is contact with this product, immediately remove all product from body and thoroughly rinse with water. If you experience or suspect a cement burn or inflammation you should immediately see a health care professional. Skin burns and irritation may be caused by even brief exposure. Interaction of Portland cement with water or sweat releases a caustic solution which produces the burns or irritation. Any extended exposure should be treated as though a burn has occurred until determined otherwise. Skin contact with Portland cement can also cause an inflammation of the skin called dermatitis. Signs and symptoms can include itching, redness, swelling, blisters, scaling, and other changes in the normal condition of the skin. Signs and symptoms of burns include the above and whitening, yellowing, blackening, peeling or cracking of skin. The Portland cement in this product may cause allergic contact dermatitis in sensitized individuals. This overreaction of the immune system can lead to severe inflammation. Sensitization may result from a single exposure to the low levels of Cr(VI) in Portland cement or repeated exposures over months or years. Sensitization is long lasting and, after sensitization, even very small quantities can trigger the dermatitis. Sensitization is uncommon. Individuals, who experience skin problems, including seemingly minor ones, are advised to seek medical attention. Respirable Crystalline Silica (RCS) may cause cancer. Sand and gravel contains varying quantities of quartz (Crystalline Silica). Sand and gravel may be subjected to various natural or mechanical forces that produce small particles (dust) which may contain Respirable Crystalline Silica (particles less than 10 micrometers in aerodynamic diameter). Repeated inhalation of Respirable Crystalline Silica (quartz) may cause lung cancer according to IARC and NTP; ACGIH states that it is a suspected cause of cancer.

PLEASE CONSULT SAFETY DATA SHEET FOR MORE INFORMATION.

WARRANTY:

SEK-Surebond warrants its products to substantially conform to its published specifications at the time of purchase. The foregoing is the sole limited warranty applicable to the products. **SEK-SUREBOND HEREBY DISCLAIMS ALL OTHER WARRANTIES OF ANY KIND OR NATURE, WHETHER EXPRESS, IMPLIED, OR STATUTORY, INCLUDING WITHOUT LIMITATION THE IMPLIED WARRANTIES OF MERCHANTABILITY, FITNESS FOR A PARTICULAR PURPOSE, OR ANY OTHER WARRANTY OTHER THAN THE WARRANTY SET FORTH ABOVE.** The user is solely responsible for determining suitability of the products for their particular use. While the actual application of this product is out of the control of SEK-Surebond, it is recommended that the application guidelines be followed completely and accurately. SEK-Surebond's liability for any damage shall not exceed the purchase price of the product used, and it shall have no liability for consequential, incidental or punitive damages.